



MD-1000W/2500W 双波长直接半导体系列激光器

使用手册

版权说明

引 语

? 6ž

†

†

? 6ž

\$

公司简介

\$" "&

Zffb,!!i i i ž_ Sj bZafa` [Uežla_



, Zffb,!!i i i ž_ Sj bZafa` [Uežla_
, &" "Ž+" "Ž+' **
, Ł*(Ž)' ' Ž@(* (+%)
, [Xa2 _ Sj bZafa` [Uežla_

	#
第一章 特性说明	4
第二章 安全信息	5
#Z	,
\$Z	(
%Z	(
&Z)
' Z	##
第三章 产品描述	12
#Z	#\$
\$Z	#\$
%Z	##%
&Z	##%
' Z	##%
(Z	##&
) Z	##'
第四章 详细规格	16
#Z	##(
\$Z	##)
%Z	##)
&Z	##+
第五章 拆装指南	20
#Z	##"

\$Z	\$#
第六章 使用指南	22
#Z	\$\$
\$Z	\$\$
%Z	%%
&Z	\$&
' Z	\$(
(Z	\$(
) Z	\$(
*Z	%"
第七章 光纤连接器检查和清洁指南	31
#Z	%#
\$Z	%%\$
第八章 加工应用客户操作指导规范	35
#Z	%
\$Z	%
第九章 服务与维修	37
#Z	%0
\$Z	%0
第十章 保修声明	38
#Z	%*
\$Z	%*

第一章 特性说明

? 6ž

+#" ž+%` _ 7+(' ž+*` _




0&` .

? 6

5'See &

第二章 安全信息

1 -

? 6ž

+#" ž+%` _ Ł+(' ž+*` _

2-

1.

2.

>SeW H[e[a` GE3 =W fW] 5adbadSf[a` DaUZi W^>SeWd;` Vgefd[Vé

3-

7@ ('' "## ' "' +Ł3# \$" #"

5;EBD ## ' "' +Ł3# \$" #"

855 5^See 3

7@ (#" "" ž%ž\$, ' "' (Ł3#, ' "' +Ł3\$, ' "' +

7@ (#" "" ž%žq, ' "' *

7@ (#%\$(ž#, ' "' (

7@ (#" " " Ž&Ž\$, ' " " +
 7@ (#" " " Ž&Ž% ' " " (Ł3#, ' " ") Ł3\$, \$" #"
 7@ (#" " " Ž&Ž&, ' " " &Ł3#, \$" #"
 7@ (#" " " Ž&Ž , ' " " (
 7@ (#" " " Ž&Ž(, ' " " +
 7@ (#" " " Ž&Ž# #, \$" &

3 ;57EŽ " " %

7@ (#" # " Ž#, ' " " #

7@ (" * \$' Ž#, ' " ")

56D: \$# 58D # " &" Ž#"

7@ ;EA #%" &+Ž# ' " " *Ł3# ' " " + 5SfŽ%! B>V

? 6 Ž 57 7? 5
 7? 5 6[dWUf]hW 7? 5 7@' ' " ##
 7@(#%\$(Ž# ' " " (7@' ' " ## # 3

? 6 5'See & \$# 58D
 < # " &" Ž#" V

5'See & 7@ (" * \$' Ž

+

4 -

1.

2.

? 6ž

3.

#

\$

%

&

,

(

)

*

+

#"

##

4.

#

\$

%

&

% " H35

,

(

)

% " H35

5.

#

\$

"

5-

>SeWd;` ef[fgfWaX3_ Wd[US/;>3fi
 #% " # ;` YW g[fk 6d[hW Eg[fW#\$*
 Ad`S` Vat8`ad[VS %\$* \$(
 BZa` W&") %*" #' ' %8Sj , &") %*" ' ' *
 Fa^8dWV# *"" %& >3E7D
 3_ Wd[US` @Sf[a` S^EfS` VSdVe;` ef[fgfW
 3@E; L#%(#1 3_ Wd[US` @Sf[a` S^EfS` VSdV XadfZWESXWGeWaX>SeVde
 /3hS[`ST`WFZ dgYZ >;3fi
 ;` fWd Sf[a` S^7`WUfda ZWUZ` [US^5a_ _ [ee[a`
 ;75 (" *\$` Z#17V[f[a` #Z\$
 5W fWdXad6Vh[UW`S` V DSV[a`aY[US^: V\$`fZ
 \$# 58D # " & " z#" ZBWad_ S` UWEfS` VSdVe Xad>[YZfZ7_ [ff[` Y BdaVgUfe
 GE 6VbSdf_ W f aX>STadZAE: 3
 BgT f[USf[a` *Z#z) Z9g[VW[` V`e Xad>SeWdESXWk S` V : SI SdV 3eeVee_ W fZ
 >SeWdESXWk 7cg[b_ W f
 >Sgd[` BgT f[eZ[` Y
 >SeWdeSXWk Vcg[b_ W f S` V 4gkVd e 9g[VW`

3-

? 6Ž#" "" ŽK4<1 %ž%	#" ""
? 6Ž#" "" ŽK4<1 %ž%	#" ""
? 6Ž\$#" "" ŽK4<1 %ž%	\$" ""
? 6Ž\$#" "" ŽK4<1 %ž%	\$" ""

4-

5-



急停开关

/A 88 A @fi	
/7? 7D97@5K EFABfi	
/EF 3DF fi	
3>3D?	
35F;H7	
BAI 7D	

6-




5FD>	
DE\$%\$	DE\$%\$
35%*	%* " H
BAI 7D	
I 3F7D AGF	
I 3F7D ;@	
ABF;53> AGFBGF	

7-

1.

C4:



第四章 详细规格

1-

#		!					
\$							
%	? 6Z# " " "	# " " "		# " " "			
	? 6Z# " " "	# " " "		# " " "			
	? 6Z\$ " " "	# " " "		\$ " " "			
	? 6Z\$ " " "	# " " "		\$ " " "			
&			# " " "	# " " "		.	
'		# " " "	+ # " " "	+ \$ " " "	+ % " " "	、 -	
			+ (' " " "	+) ' " " "	+ * " " "	-	
(%/4	# " " "		% " " "	' " " "	、 -	
)		# " " "	O#Z	f # " " "	f % " " "	.	
*		# " " "	O\$&Z	f \$ " " "	f ' " " "	.	
+	4BB	# " " "	/\$ " " "	\$ " " "	\$ \$ " " "	- - j - dV	
		# " " "	/% " " "	\$ ' " " "	\$ * " " "		
		# " " "	/& " " "	% " " "	% % " " "		
#"		# " " "	+ " " "	' " " "	# " " "	e	
##		+ " " "	# " " "	' " " "	# " " "	e	
#\$		# " " "			\$ " " "	=:	
#%		# " " "		# ' " " "			
#&				# ' " " "		-	
#'				\$ " " 2 # " " "	% " " 2 # " " "	& " " 2 \$ " " " ! \$ " " "	-
#(\$ " " "			--
#)		C4:					

2-

#			% "	% "	& "	H35
\$? 6ž# " "	# " "			\$ž\$	=
	? 6ž# " "	# " "			%ž%	=
	? 6ž\$ " "	# " "			&ž&	=
	? 6ž\$ " "	# " "			' ž	=
%			# "	\$'	& "	
&			# "		*'	.
'						
(ž# "	\$'	("	
)			* " " fl&* \$ž(fl# + \$ fl6fl			--
*			' * f %]Y

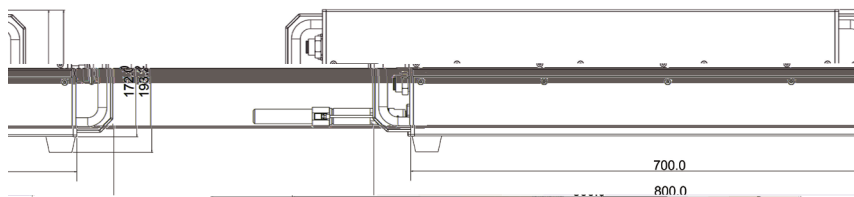

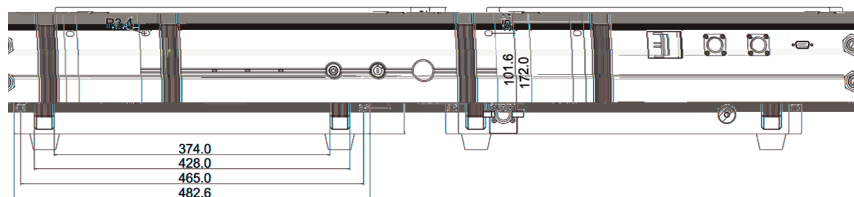
3-

#						
\$	% " ž# " "	\$ (\$*		
	\$' " " ž(" " "	\$ \$		\$ &		
%	% " !' " "	# "				>! _ [
	* " " !# " " "	# \$				
	#' " "	#'				
	\$ " " "	\$'				
	\$' " "	%				
	& " " "	& \$				
	(" " "	('				

&	% " ! ' " "	\$#			-
	* " " ! # " " "	%'			
	# ' " "	%*			
	\$ " " "	&\$			
	\$ ' " "	&'			
	& " " "	&'			
	(" " "	' %			
'	% " ! ' " "	\$: B
	* " " ! # " " "	\$Z			
	# ' " "	%			
	\$ " " "	%Z			
	\$ ' " "	&			
	& " " "	'			
	(" " "	*			

	# " .	\$ " .	% " .	& " .	' " .	(" .) " .	* " .	+ " .	+ ' .
# "	Z\$"	Z##Z+	Z(Z*	Z/Z'	" Z(\$Z(&Z*) Z(* Z&	+Z\$
# '	Z#(Z&	Z) Z+	Z\$Z&	#Z	&Z)) Z%	+Z(##Z(#%Z&	#&Z\$
\$ "	Z#\$Z	Z/Z)	#Z+	(Z'	+Z\$'	#\$Z'	#&Z&	#(Z&	#* Z%	#+Z\$
\$ '	Z* Z)	" Z	(Z\$	#" Z	##Z*	#(Z)	#+Z#	\$#Z%	##Z\$	\$&Z#
% "	Z Z'	&Z(#" Z	#' Z'	#* Z&	##Z&	##Z+	\$(Z\$	\$* Z\$	#+Z#
& "	\$Z(##Z)	#+Z#	##Z*	\$(Z(% Z)	##Z	% Z+	%* Z'	##Z'
' "	#" Z'	\$" Z*	\$(Z(##Z(%(Z)	&" Z'	##Z'	& Z(&) Z+	&+Z'

4-



第五章 拆装指南

1-

#

\$

%

OS" _ _

&

,

(

2-

	? 6ž#"#!#"!\$"!"!\$" ""ž4<l %ž%	I	#
%* " H35	%		#
	%ž		#
DE\$%	DE\$%		#
DE\$%\$ GE4	, /G@;F7=fi ,Kž#" *† ,8F\$%\$		#
			\$
G	* 9		#
			&
	#\$j #" _ _		#
	? 6		#

第六章 使用指南

1-

&
\$

2-

\$ 3

&





4-

1.

#

\$

%

&

,

(

O++ž .

++ž .

2.

#

\$

%



&

,

A 88

\$"

(
)



5-

#

\$

%

&

,

(

)

A@

EF3DF

6-

#

\$

"Z#" H

EF3DF

7-

#

G

\$

G

6

这台电脑 > 本地磁盘 (D:) > 上位机 > 半导体专用上位机

名称	修改日期	类型	大小
Max G3_Series - 1.0.0.69 (半导体-厂家版)	2019/6/17 13:22	应用程序	10,149 KB

%

@7F&(j*(j(&Z3^AEZ7@GZYW



&

eWfgb

,

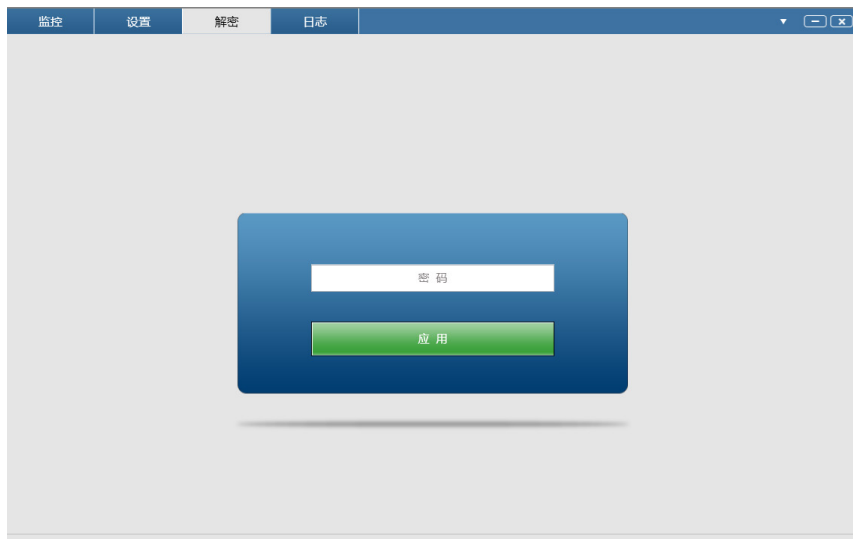


(

B5



)



G

8-

#			
\$			
%			
&			
,			
(%(" Ž&" " H35
)		C4:	C4: C4: C4:

第七章 光纤连接器检查和清洁指南

1-

#

\$

%

&

,

(

)

2-

#

A 88

\$

%

) Ž#

&

) Ž\$

,

(

C 4:

)


) Ž%

#&


*



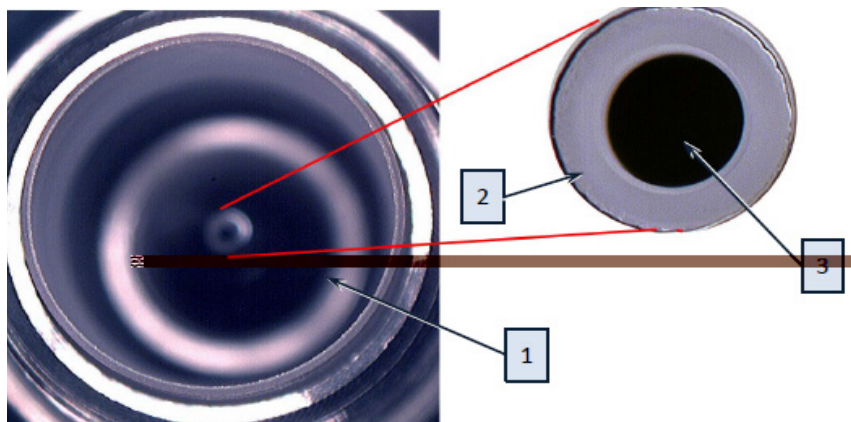
) Ž#



) Ž\$



) Z%

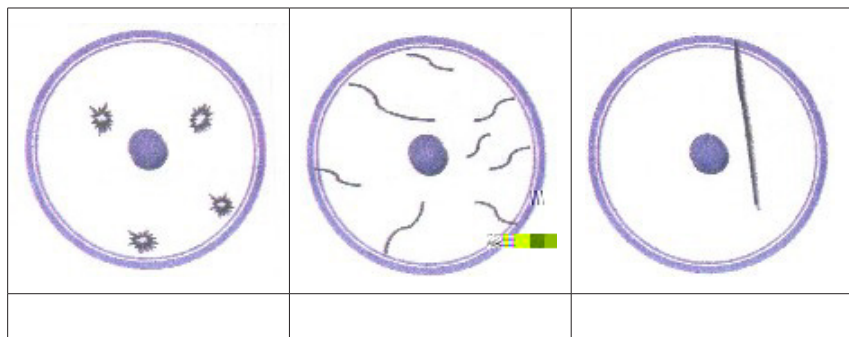


#

§

%

) Z&



)ž

第八章 加工应用客户操作指导规范

1-

"p' ,

#" ,

' p#" ,

\$,

#" ,

"z\$,

#" p#" ,

2-

C4:

\$

%



C4:

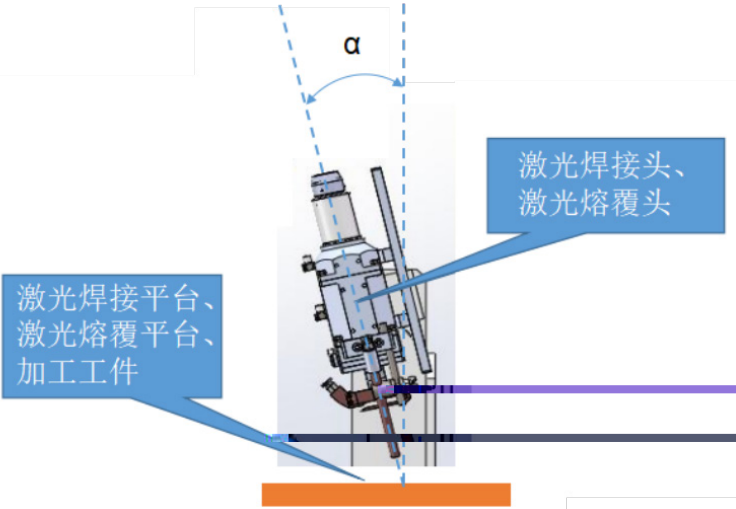
C4:

C4:

!

#" Ž#'

#" Ž#'



第九章 服务与维修

1-

2-

&" "Ž+" "Ž+' **

第十章 保修声明

1-

2-

\$
%
&
'
(

%#